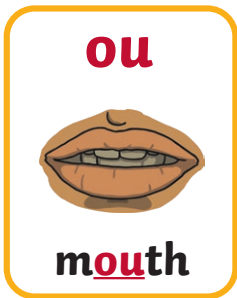


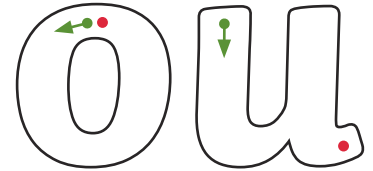
# Pupil Workbook

## Level 5 Week 8

Name: \_\_\_\_\_



ou



ou

---

**1. Read the common exception words.**

Colour the parts of the words you find tricky.

water

where

**2. Write the common exception words.**

Which is the tricky part of the word? Why is it tricky? Colour the tricky part in a different colour. Write the word two more times.

should

would

\_\_\_\_\_

\_\_\_\_\_

\_\_\_\_\_

\_\_\_\_\_

### 3. Read and match.



Read these words and draw a line to match them to the correct picture. Add in sound buttons to help you.

**trout**

**mountain**

**trousers**

**shout**



One of the words does not match a picture. Can you draw a picture to match the word?

How confident do you feel?




**1. Read the sentences.**

Tick the sentence that matches the picture.

**I am proud of my green trousers.**

**Today, I found a trout in the river.**

**Yesterday, I found five pounds in my pocket.**



**2. Spell the words.**

Look at the picture, say the word and write each word down.



\_\_\_\_\_

\_\_\_\_\_

\_\_\_\_\_

### 3. Spell the common exception words.

Read each common exception word. Cover them and write them three more times underneath.

**should**      **would**

---

---

---

---

---

---

How confident do you feel?



## 1. Read the story.

Highlight all of the words that contain the /ow/ phoneme.

**Mike is a scout. He likes to go up mountains and when he is at the top, he likes to shout.**

**One day, Mike went up a mountain. He could see a brown cow in the grass. He bent down to have a look. The cow had a bad leg.**

**“Ouch,” said Mike. “That looks bad.”**

**He went and found the farmer and shouted to him that the cow was hurt.**

**After that, Mike went higher up the mountain. At the top, he could hear a growl and a very loud howl! Mike spun around and ran back down the mountain. He did not like that sound! He ran so fast that he fell over and got brown mud on his trousers.**

## 2. Sort the words.

ow	ou

How confident do you feel?



**1. Read the silly questions.**

Answer by putting a circle around 'yes' or 'no'.

**Do trout need trousers?**                      yes                      no

**Are clouds made from sprouts?**                      yes                      no

**Can scouts go up mountains?**                      yes                      no

**Is a mountain bigger than a cow?**                      yes                      no

**2. Write the focus words.**

about

cloud

proud

sound

How confident do you feel?



**1. Write the sentence your teacher says.**

Think carefully about which graphemes to use to spell the words.

---

---

---

---

---

---

---

---

How confident do you feel?





Focus: **ou** saying /ow/

<b>ow</b>	<b>ou</b>
-----------	-----------

**1. Write your own silly sentence.**

Use words containing the **ou** grapheme.




















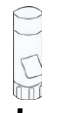

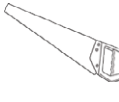

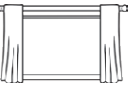













---



---



---

<b>ay</b>  <b>pray</b>	<b>oy</b>  <b>boy</b>	<b>ie</b>  <b>tie</b>	<b>ea</b>  <b>leaf</b>	<b>a_e</b>  <b>cake</b>	<b>i_e</b>  <b>slide</b>	<b>o_e</b>  <b>bone</b>	<b>u_e</b>  <b>cube</b>
<b>u_e</b>  <b>flute</b>	<b>e_e</b>  <b>trapeze</b>	<b>ou</b>  <b>mouth</b>	<b>a</b>  <b>acorn</b>	<b>e</b>  <b>equal</b>	<b>i</b>  <b>lion</b>	<b>o</b>  <b>hotel</b>	<b>u</b>  <b>unicorn</b>
<b>ch</b>  <b>chef</b>	<b>ch</b>  <b>Christmas</b>	<b>ir</b>  <b>girl</b>	<b>ue</b>  <b>statue</b>	<b>ue</b>  <b>glue</b>	<b>y</b>  <b>sunny</b>	<b>aw</b>  <b>saw</b>	<b>au</b>  <b>autumn</b>
<b>ow</b>  <b>window</b>	<b>oe</b>  <b>toe</b>	<b>wh</b>  <b>wheel</b>	<b>c</b>  <b>city</b>	<b>g</b>  <b>gem</b>	<b>ph</b>  <b>dolphin</b>	<b>ea</b>  <b>bread</b>	<b>ie</b>  <b>shield</b>
<b>tch</b>  <b>witch</b>	<b>are</b>  <b>bare</b>	<b>ear</b>  <b>pear</b>	<b>ore</b>  <b>core</b>	<b>ew</b>  <b>screw</b>	<b>ew</b>  <b>stew</b>		

**2. Practise spelling the focus words.**

Look and Say	Look, Say and Write	Cover and Write	Check
our			
about			
cloud			
scout			
sprout			
proud			
sound			
ground			
should			
would			